

BVP & BVP Max



GENERAL DATA

Applications

Multi-purpose submersible pumps for drainage, emptying, pumping water between containers, to circulate water in garden ponds, create water falls and play water features.

Suitable to pump clear water containing particles with maximum diameter up to 1"1/2.

- * Drainage
- * Emptying sumps
- * Transferring water between large containers
- * Circulating water in Garden ponds
- * Water falls, Fountains & Water features

Constructional features of the pump

Technopolymer pump body.

Technopolymer impeller, diffuser, self-priming disc.

Anti-debris stainless steel strainer.

Constructional features of the motor

Induction motor, closed and cooled with liquid being pumped

Wear resistant shaft with triple lip seals to ensure a long life.

Built-in thermic overload protection

Capacitor permanently in circuit.

Manufactured according to UL 778 -2010 & CSA 108-1

Motor protection: NEMA6P

Insulation class: F

Cable Length: 16ft

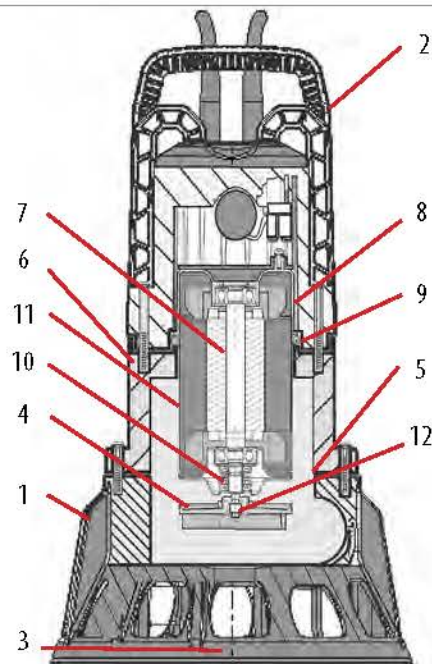
Standard voltage: 115v 60Hz

TECHNICAL DATA

MATERIALS

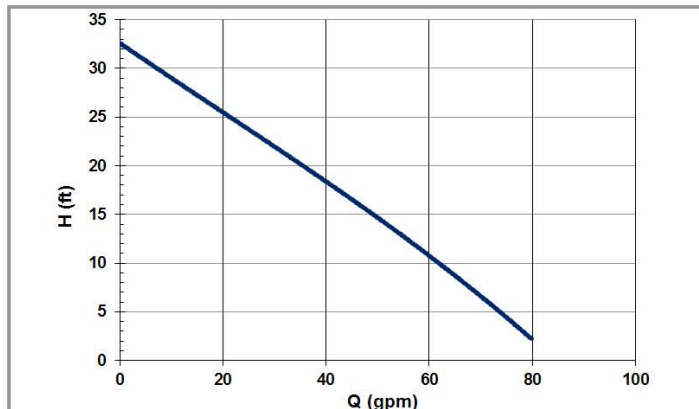
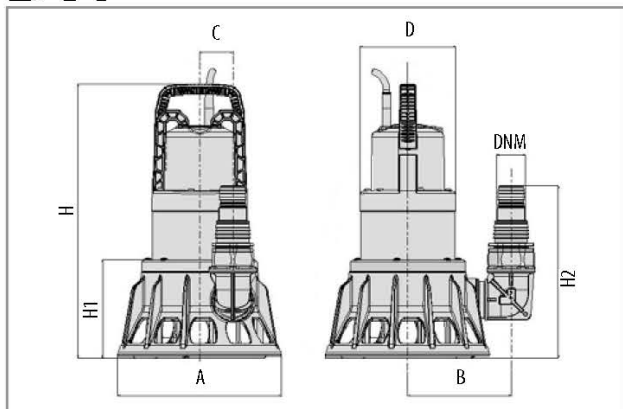
N°	PARTS*	MATERIALS
1	PUMP BODY	PP 30% GF NAT GRADE 6
2	TOP BODY	PP 30% GF NAT GRADE 6
3	PUMP BASE	PP 30% GF NAT GRADE 6
4	IMPELLER	NYLON
5	'O' RING	NBR 70
6	SPACER BODY	PP 30% GF NAT GRADE 6
7	ROTOR SHAFT	AISI 416 STAINLESS STEEL QUENCHED
8	UPPER MOTOR CASING	CAST ALUMINUM
9	'O' RING	NBR 70
10	TRIPLE LIP SEAL	NBR 70
11	LOWER MOTOR CASING	CAST ALUMINUM
12	LOCK NUT	STAINLESS STEEL A2

* In contact with liquid



Operating Range:	From 1 to 110 gpm with a head up to 39ft (17 psi)
Liquid quality requirements:	clean, free from solids or abrasive substances, non viscous, non aggressive, non crystallized, chemically neutral, close to the characteristics of water
Liquid temperature Range:	From 32°F to 104°F
Maximum solids	1/2"
Maximum ambient temp.	104°F
Maximum operating pressure	102 psi
Maximum submersion	
Installation:	fixed or portable in a vertical position
Special version on request	other voltages and/or frequencies

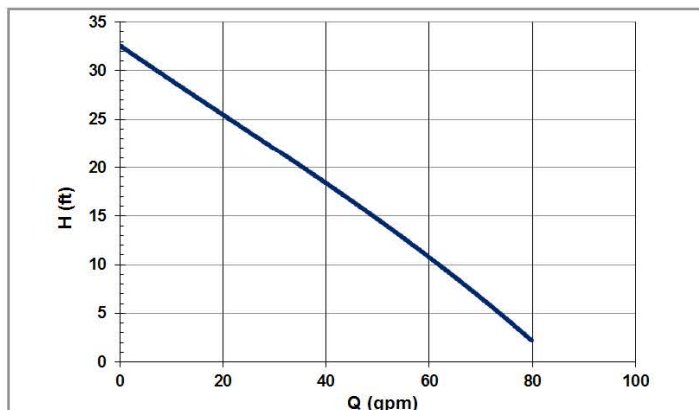
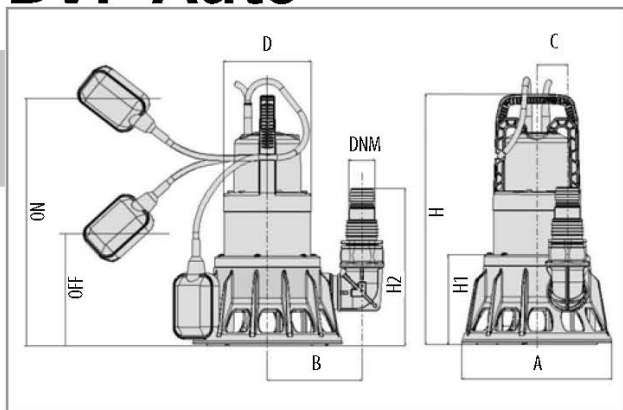
BVP



MODEL	A	B	C	D	H	H1	H2	DNM	Weight
BVP	9 1/2"	5 7/8"	1 7/8"	5 1/2"	15 3/4"	5 5/8"	9 7/8"	1 1/2" NPT	17.5 lbs

MODEL	ELECTRICAL DATA				HYDRAULIC DATA		
	Voltage 60Hz	P1 Watt	Hp	In A	MAX Flow	Max Head	Max Pressure
BVP	115v	1000	3/4	10	88 gpm	36 ft	16 psi

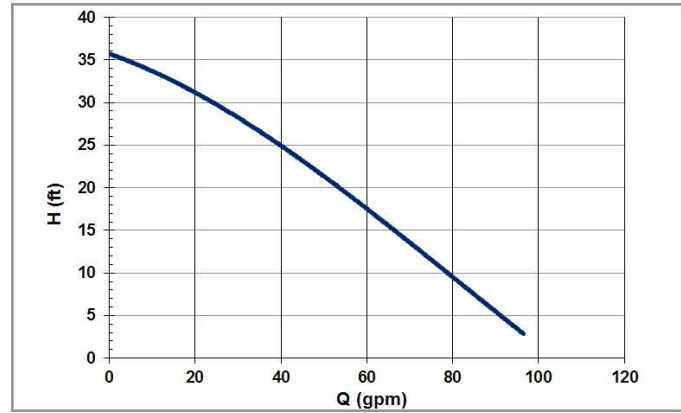
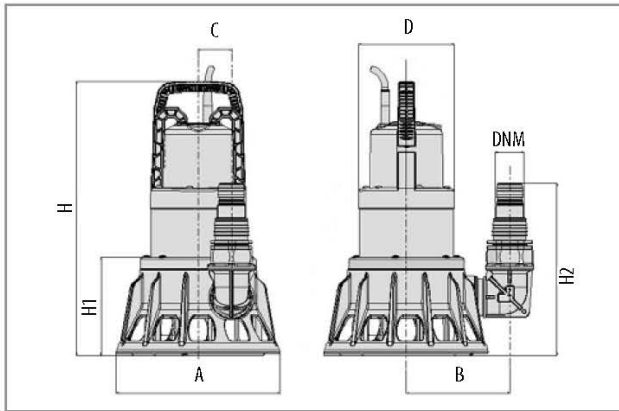
BVP Auto



MODEL	A	B	C	D	H	H1	H2	OFF	ON	DNM	Weight
BVP Auto	9 1/2"	5 7/8"	1 7/8"	5 1/2"	15 3/4"	5 5/8"	9 7/8"	7 "	14 "	1 1/2" NPT	17.7 lbs

MODEL	ELECTRICAL DATA				HYDRAULIC DATA		
	Voltage 60Hz	P1 Watt	Hp	In A	MAX Flow	Max Head	Max Pressure
BVP Auto	115v	1000	3/4	10	88 gpm	36 ft	16 psi

BVP Max



MODEL	A	B	C	D	H	H1	H2	DNM	Weight
BVP	9 1/2"	5 7/8"	1 7/8"	5 1/2"	15 3/4"	5 5/8"	9 7/8"	1 1/2" NPT	17.7 lbs

MODEL	ELECTRICAL DATA				HYDRAULIC DATA		
	Voltage 60Hz	P1 kW Hp		In A	MAX Flow	Max Head	Max Pressure
BVP Max	115v	1100	1	11.2	111 gpm	39 ft	17 psi